



WEEK 2

FAMILY LESSON GUIDE

LEGACY

THE BIG IDEA

The Holy Spirit helps us love everyone.

THE BIBLE

More People Believe in Jesus: Acts 10:44-48;
(1 John 5:1-6)

INTRO! *These activities introduce the ideas in this week.*

MUSIC | Your Love For Me

- **INSTRUCTIONS:** *Lead your family in fun, upbeat worship. Some songs we suggest are:*
 - [Love One Another](#) by Yancy
 - [Love the Lord](#) by CJ and Friends
- God loves us so, so much! God surrounds us with love. And because God loves us so much, we can love others, too! Let's sing about God's love!

ACTIVITY | What's the Difference?

- **EXPLAIN:** I am going to show you two images – they look the same, but there are some differences. Whenever you spot a difference, stand up!
- **INSTRUCTIONS:** *Show the 'What's the Difference' page at the end of this document. Get your family to come point out the differences one by one. Consider using a draw tool on your computer to circle the ones they point out or just point out the differences on the screen.*
 - **PRETEEN HACK:** *Print a copy of the printable for each kid and see who can spot all the differences the fastest.*
 - **SPECIAL NEEDS HACK:** *For kids who have visual impairments, provide two different tactile items to compare.*
- **SAY:** It's funny how easy it is to find all the differences when you really start looking for them. Sometimes, we do that with people, too, don't we? It's important that we don't treat people differently based on their differences, though. We're all different, and that's okay!



ACTIVITY | Answer Three

- **SAY:** You're going to spend time learning a few things about as many people as you can. You've got to really pay attention because there will be a test! When I say, "Go," ask your partner the following questions:
 - **What is your name?**
 - **What is your favorite color?**
 - **What is your favorite place to travel to?**
- **INSTRUCTIONS:** *Tell your family to find out the answers to these questions from members of their family, as well as contacting friends and extended family.*
 - **SPECIAL NEEDS HACK:** *For kids with language difficulties, work with them before the game starts so they have their answers ready. Have it written for them so they can read or show their responses.*
- **ASK A QUESTION:** **Can anyone remember every single fact about their different partners?** *(Allow them to share as much as they remember.)*
- **ASK A QUESTION:** **Did anyone find out something they didn't know before?** Maybe you found out something that you had in common.
- **SAY:** God wants us to love others. But in order to do that well, it would help to get to know each other!

OBJECT LESSON | Who is the Holy Spirit? - Part Two

- **INSTRUCTIONS:** *prepare a pitcher or a cup with water, a cup with ice, an electric kettle or a pot with boiling water, and an extra empty cup on hand to demonstrate this lesson. Heat up the water right before you begin the object lesson so you will have a steaming cup of water to show (or you can simply show steam coming out of the kettle). If these materials are difficult to get together, search youtube for videos on the 3 states of water and explain as you watch.*
 - **PRETEEN HACK:** *Consider ways to include preteens in the object lesson (e.g., allow them to pour the water, display the ice cubes, and turning on the kettle).*
- **ASK A QUESTION:** **Does anyone know what H₂O is?**
- **SAY:** That's right! H₂O is usually referred to as water. But H₂O is unique because it can exist as water, ice, and steam.
 - Water is a liquid. *(Pour water from one cup or pitcher to another.)*
 - Ice is a solid. *(Show your family an ice cube.)*
 - Steam is a gas. *(Safely demonstrate steam by plugging in an electric tea kettle, pouring in the water from the cup or pitcher, and allowing it to heat up, creating steam.)*
- **SAY:** Water, ice, and steam look different but they are all equally called H₂O.
- **SAY:** Similarly, God, Jesus, and the Holy Spirit are all equally God, and is one God. But unlike H₂O that can exist in only one form – water, ice, or steam – at any given time, God, Jesus, and the Holy Spirit are each with us at exactly the same time!



GO DEEPER. This part helps your kid understand why it's important.

SCRIPTURE | Acts 10:34-38

- **SAY:** Today we are going to meet a man named Cornelius, who was a Roman army officer.
- **INSTRUCTION:** Read the Bible story from Acts 10:34-38 and/or show this [video](#).
 - **PRETEEN HACK:** Consider asking one of the preteens to read the Scripture. Invite preteens to engage in Scripture reading in interactive ways (e.g., reading aloud, drawing images while reading, illustrating words that stand out, etc.).
- **BACKGROUND:** One day when Cornelius was praying, an angel spoke to him and told him to find a man named Peter, who had a message for him. So, Cornelius sent out some of his servants to go find Peter. Peter was one of Jesus' disciples.
 - Elsewhere, when Peter was praying alone, the Holy Spirit told Peter, "Somebody is looking for you." Just then, Peter heard some guys downstairs say they were looking for him!
 - So, Peter got up and went downstairs and said, "I'm the one you're looking for!"
 - The men took Peter to see Cornelius. When they arrived, Cornelius had his whole family and all his friends gathered together to hear the special message from Peter.
- Here's the thing: Peter was Jewish and the Jewish people typically weren't friends with people outside of the Jewish community. That is, until Jesus came, and brought this brand new message that God's love is for everyone.
- Peter realized that was the message he was supposed to tell Cornelius! God's love is for everybody!
- When Cornelius and his friends believed in Jesus, they received the Holy Spirit, and it was very clear to Peter and his Jewish friends that God loves everyone, and gives the Holy Spirit to anyone who believes in Jesus!

THE BIG IDEA | The Holy Spirit helps us love everyone.

- **The Holy Spirit helps us love everyone.**
- **SAY:** Loving everyone can be a tough thing to do. But great news! We don't have to do it alone. When we believe in Jesus, we have the Spirit of God, and that Holy Spirit helps us love everyone.

VIDEO | Legacy, Episode 2

- **INSTRUCTIONS:** Play this week's [teaching video](#).

QUESTION | Same or Different?

- **SAY:** Have you ever been afraid to be nice to someone?
- **EXPLAIN:** It usually happens when someone is different from us, and we don't quite know how to react. Maybe you have brown hair and they have blonde hair. Maybe they



speaking a different language than what you're used to hearing. Maybe your interests are way different. Maybe you have different abilities.

- We shouldn't be afraid to be kind to others, even if they are different from us. We are all different but we shouldn't be afraid to learn more about each other and celebrate each other's differences as special and unique.
- **THE BIG IDEA!** God wants us to love everyone, including everyone who is different from us. **The Holy Spirit helps us love everyone.**

ACTIVITY | Travel the Room

- **INSTRUCTIONS:** Give each kid a copy of the Travel the Room printable at the end of this document where they can fill in the blank with something about themselves and others. Have them talk to friends and family members to find a different person for each line. If you can't print the sheet, simply ask the questions, and have them write or draw answers out themselves.
- **THE BIG IDEA!** We are all different. But that makes us special. God made us this way, and God loves that about us! We can love others because **the Holy Spirit helps us love everyone.**

SCRIPTURE | I John 5:1

- **ASK: INSTRUCTIONS:** Read I John 5:1.
- **ASK: Who is the son of God?** (Jesus.)
- **ASK: If we love God, then who else do we love?** (Jesus. Everyone.)
- **ASK: How does knowing that Jesus loves everyone help us to love everyone?**

NOW WHAT? What does God want us to do about it?

RESPONSE | Love Locomotive

- **EXPLAIN:** So far, we talked about how the Holy Spirit helps us to know God. When we know God, we know that God wants us to treat others with kindness. And that's where the Holy Spirit comes in . . . to help us love everyone! It's not enough to just say you love someone. Love is an action. Let's talk about how we can actually show love.
- **INSTRUCTIONS:** Get 4 blank pieces of paper. One paper should be the engine, labeled "Holy Spirit." The other three papers are the railroad cars behind the engine, labeled, "family," "friends," and "others." Have your family write or draw ways to show love to the people in each category.
- **ASK: How can we show love to our families?**
- **ASK: How can we show love to our friends?**
- **ASK: How can we show love to other people we know but who aren't our friends?**

REFLECTION | Dear Friend. . .



- **INSTRUCTIONS:** Encourage each kid to think of someone who is different from them. Instruct them to use crayons or markers to write a letter or draw a picture for that person.
- **ASK:** When was the last time you showed love to someone who was very different from you? Who was that person?
- **EXPLAIN:** We are going to spend a few minutes writing or drawing a picture for that person. Share some things you love about that person in your letter or picture.

MEMORY VERSE | Steam Train

- **INSTRUCTIONS:** go through the memory verse with your family. Get them to repeat it after you, small sections at a time, and see if they can do it without you saying it first. Practice every week – there will be one memory verse a month!
- **ROMANS 8:14(NIV) - For those who are led by the Spirit of God are the children of God.**

PRAYER

- Dear God, we pray for the Holy Spirit to change our hearts to be like yours. Help us see people the way you see them so we can love the way you love. Amen.



SMALL GROUP TIME



DISCUSSION

- What made Cornelius different from Peter?
- How did Peter find out that God loves everyone, even if they are different?
- How can we receive the Holy Spirit?
- Read I John 5:1. Do you think it is possible to love God but not love God's children?
- How has God shown you love?
- Who is someone who is really different from you?
- How can you show them love this week?

ACTIVITY | Goggles

- **INSTRUCTIONS:** Your family members will make their own goggles! You can use toilet paper or paper towel rolls for the goggles, or even rolled up pieces of paper. Encourage your family to decorate them using anything and everything they want. Make them unique!
- **EXPLAIN:** It can be really easy to spot the differences between us and other people, and those differences might make us afraid or hesitant to approach them.
- **THE BIG IDEA:** I know these goggles won't really help us see better or protect our eyes from our travels. But it's a great reminder of how we should use the eyes of our heart to see others the way God does! **The Holy Spirit helps us love everyone.**





TRAVEL THE ROOM



LEGACY

NAME: _____

I am good at _____.

_____ is good at _____.

I like to eat _____.

_____ likes to eat _____.

My favorite subject is _____.

_____’s favorite subject is _____.

I have _____ siblings.

_____ has _____ siblings.

A movie I saw recently is _____.

_____ has seen _____.